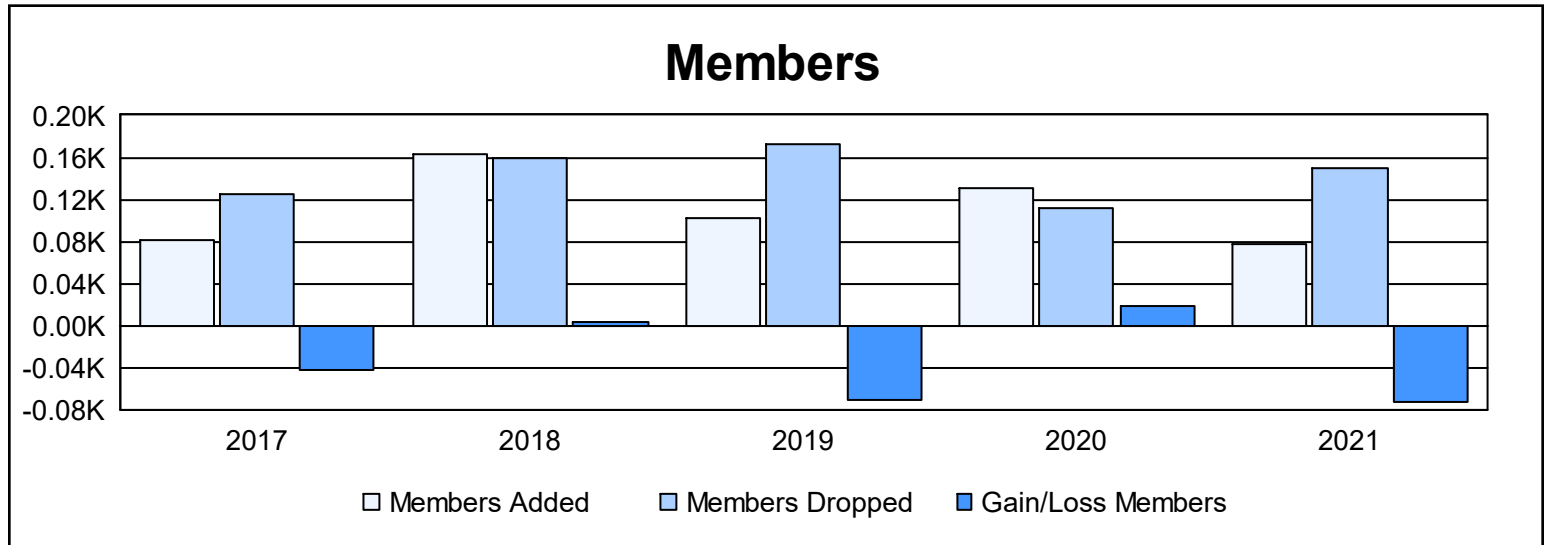
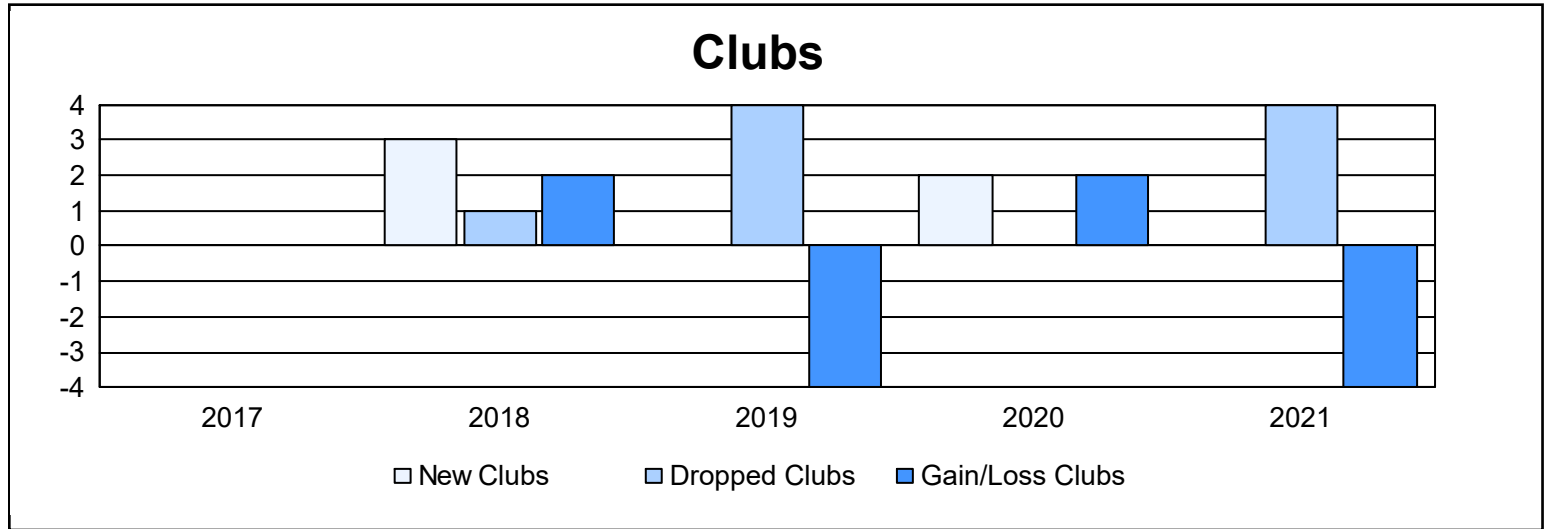
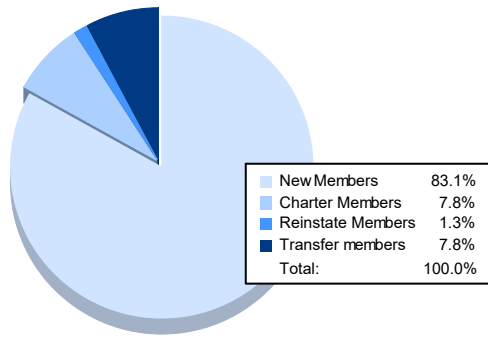


| Year           | New Clubs | Dropped Clubs | Gain/ Loss Clubs | New Members | Charter Members | Reinstate Members | Transfer Members | Total Member Added | Total Members Dropped | Gain/ Loss Members |
|----------------|-----------|---------------|------------------|-------------|-----------------|-------------------|------------------|--------------------|-----------------------|--------------------|
| 2016-2017      | 0         | 0             | 0                | 69          | 0               | 6                 | 7                | 82                 | 125                   | -43                |
| 2017-2018      | 3         | 1             | 2                | 82          | 68              | 4                 | 9                | 163                | 159                   | 4                  |
| 2018-2019      | 0         | 4             | -4               | 80          | 11              | 4                 | 7                | 102                | 173                   | -71                |
| 2019-2020      | 2         | 0             | 2                | 63          | 56              | 4                 | 8                | 131                | 112                   | 19                 |
| 2020-2021      | 0         | 4             | -4               | 64          | 6               | 1                 | 6                | 77                 | 150                   | -73                |
| <b>Average</b> | <b>1</b>  | <b>2</b>      | <b>-1</b>        | <b>72</b>   | <b>28</b>       | <b>4</b>          | <b>7</b>         | <b>111</b>         | <b>144</b>            | <b>-33</b>         |



### Membership Composition June 2021 Cumulative



### Gender Composition June 2021 Cumulative

